



PEGAVISION  
晶 碩 光 學

看見與眾不同

# 晶碩光學股份有限公司 Pegavision Corporation

2020年度第一次法人說明會  
2020/2/26

股票代碼:6491  
地址:桃園市龜山區興業街5號  
電話:+886 3 329 8808  
<http://www.pegavision.com>

*Be Unique!*

# 免責聲明

- 本簡報所提供之資訊含有前瞻性敘述，這些前瞻性敘述可能受風險、不確定性與推論所影響而與實際結果有所差異，訊息接收方不應完全依賴此前瞻性資訊。

Pegavision's statements of its current expectations are forward-looking statements subject to significant risks and uncertainties and actual results may differ materially from those contained in the forward-looking statements.

- 本簡報資料中所提供之資訊，未來若有任何更新調整時，本公司不負責隨時提醒或更新。

Except as required by law, we undertake no obligation to update any forward-looking statement whether as a result of new information, future events, or otherwise.

# Agenda

## □ 財務報告

**Consolidated Financial  
Result**

## □ 營運概況

**Business Highlights**



PEGAVISION 晶碩光學 專業隱形眼鏡

財務報告

**Consolidated Financial Result**

## Consolidated Income Statements(2019 vs. 2018)

(NT\$ thousand)	2019		2018		YOY
Net Revenue	3,355,133	100.0%	3,132,671	100.0%	7.1%
COGS	(1,862,103)	-55.5%	(1,527,316)	-48.8%	21.9%
Gross Profit	1,493,030	44.5%	1,605,355	51.2%	-7.0%
Operating Expense	(900,916)	-26.9%	(814,288)	-26.0%	10.6%
Operating Income(Loss)	592,114	17.6%	791,067	25.3%	-25.1%
Net Non-Operating Income(Loss)	(31,259)	-0.9%	(30,611)	-1.0%	2.1%
PBT(Profit before Tax)	560,855	16.7%	760,456	24.3%	-26.2%
Tax	(85,363)	-2.5%	(219,300)	-7.0%	-61.1%
Net Income	475,492	14.2%	541,156	17.3%	-12.1%
EPS	7.62		9.02		-15.5%

## Consolidated Income Statements(QoQ)

(NT\$ thousand)

	Q4 2019		Q3 2019		QoQ	Q4 2018		YoY
Net Revenue	998,713	100.0%	856,218	100.0%	16.6%	850,077	100.0%	17.5%
COGS	(538,379)	-53.9%	(478,480)	-55.9%	12.5%	(403,692)	-47.5%	33.4%
Gross Profit	460,334	46.1%	377,738	44.1%	21.9%	446,385	52.5%	3.1%
Operating Expense	(265,030)	-26.5%	(231,277)	-27.0%	14.6%	(212,612)	-25.0%	24.7%
Operating Income(Loss)	195,304	19.6%	146,461	17.1%	33.3%	233,773	27.5%	-16.5%
Net Non-Operating Income	(5,786)	-0.6%	(11,953)	-1.4%	-51.6%	(20,385)	-2.4%	-71.6%
PBT(Profit before Tax)	189,518	19.0%	134,508	15.7%	40.9%	213,388	25.1%	-11.2%
Tax	(12,049)	-1.2%	(26,812)	3.1%	-144.9%	(62,074)	-7.3%	-80.6%
Net Income	177,469	17.8%	107,696	12.6%	64.8%	151,314	17.8%	17.3%
EPS	2.84		1.79		58.7%	2.52		12.7%

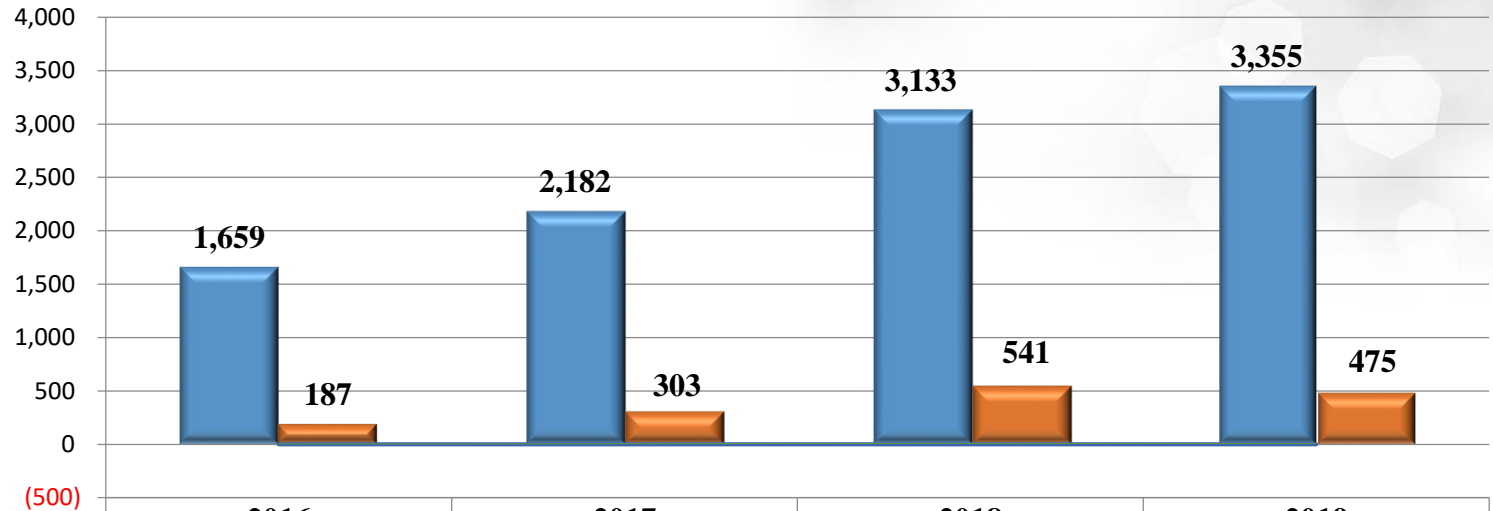
PEGAVISION 晶碩光學 專業隱形眼鏡

營運概況

**Business Highlights**

# Business Highlights\_ Revenue & Net income

Unit: NT\$ Mn

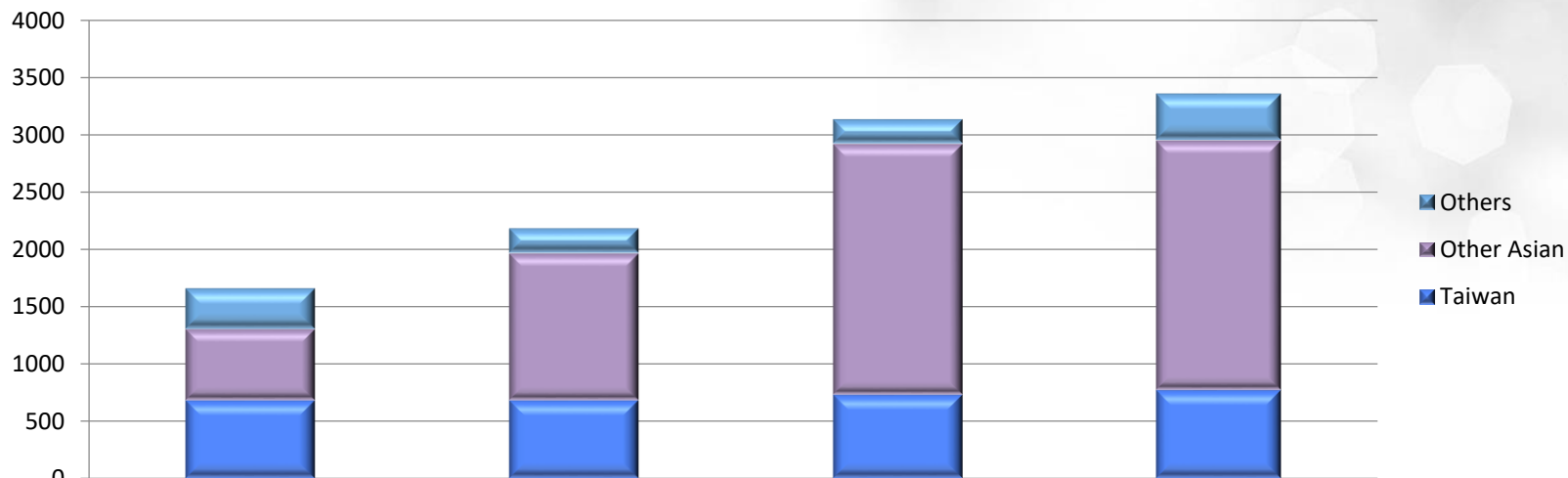


	2016	2017	2018	2019
Revenue	1,659	2,182	3,133	3,355
Net Income	187	303	541	475
Profit margin	11.3%	13.9%	17.3%	14.2%
Growth rate of Revenue	26.9%	31.5%	43.6%	7.1%
Growth rate of NI	47.2%	62.0%	78.5%	-12.2%
EPS	3.11	5.05	9.02	7.62



# Business Highlights\_ Revenue by Region

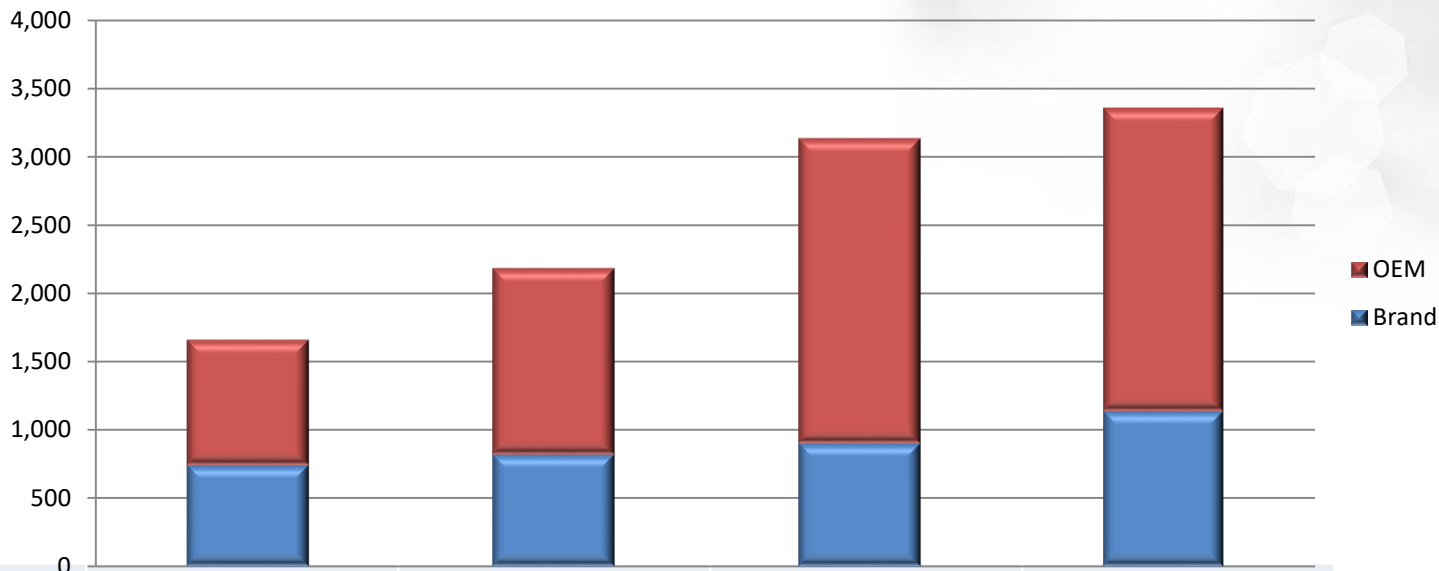
Unit: NT\$ Mn



Region	2016		2017		2018		2019	
	Amount	%	Amount	%	Amount	%	Amount	%
Others	353	21.20%	215	9.80%	212	6.80%	404	12.00%
Other Asian	624	37.60%	1285	58.90%	2188	69.80%	2180	65.00%
Taiwan	683	41.20%	683	31.30%	732	23.40%	772	23.00%
<b>Total</b>	<b>1,659</b>	<b>100.00%</b>	<b>2,182</b>	<b>100.00%</b>	<b>3,132</b>	<b>100.00%</b>	<b>3,355</b>	<b>100.00%</b>

# Business Highlights\_ Revenue by OBM/OEM

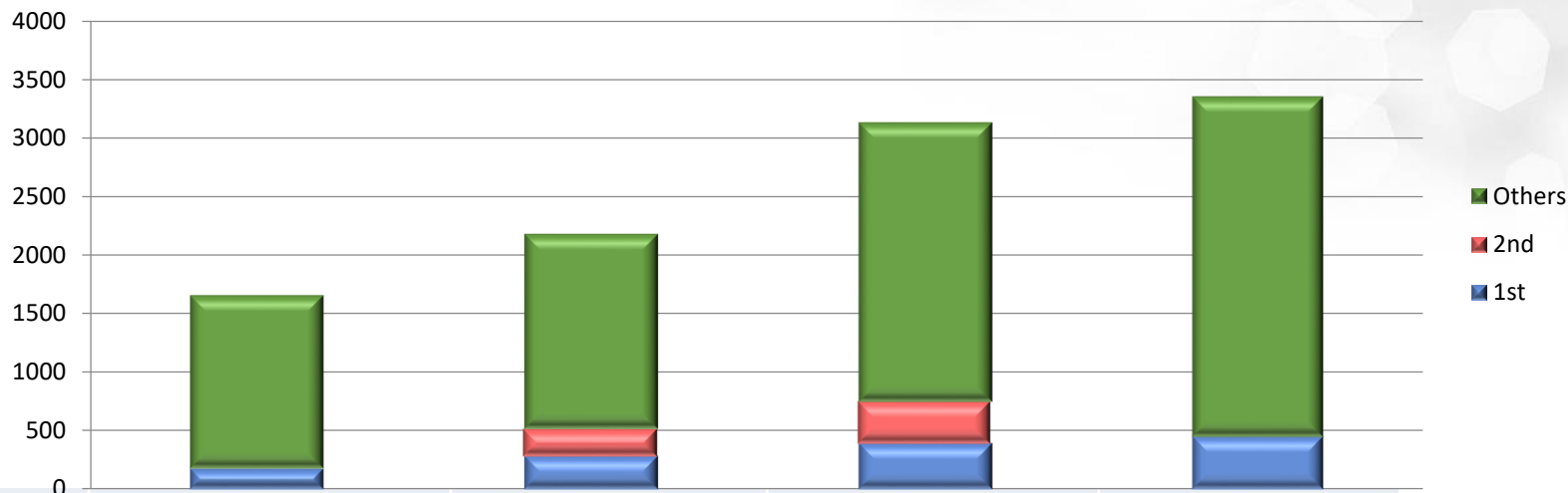
Unit: NT\$ Mn



	2016		2017		2018		2019	
	Amount	%	Amount	%	Amount	%	Amount	%
Brand	739	44.5%	817	37.4%	900	28.7%	1,135	33.8%
OEM	920	55.5%	1,365	62.6%	2,232	71.3%	2,220	66.2%
Total	1,659	100.0%	2,182	100.0%	3,132	100.0%	3,355	100.0%

# Business Highlights\_ Main Customer (Revenue>10%)


Unit: NT\$ Mn



Customer	2016		2017		2018		2019	
	Amount	%	Amount	%	Amount	%	Amount	%
1 <sup>st</sup>	176	10.60%	281	12.90%	387	12.35%	444	13.20%
2 <sup>nd</sup>	-	0.00%	232	10.60%	357	11.40%	-	0.00%
Others	1,484	89.40%	1,670	76.50%	2,389	76.25%	2,911	86.80%
<b>Total</b>	<b>1,659</b>	<b>100.00%</b>	<b>2,182</b>	<b>100.00%</b>	<b>3,133</b>	<b>100.00%</b>	<b>3,355</b>	<b>100.00%</b>

謝謝

Thank you.



晶碩光學股份有限公司 PEGAVISION CORPORATION

333桃園市龜山區興業街5號2樓之1

2F-1, NO.5, SHING YE H ST., GUI SHAN DIST., TAOYUAN CITY 333, TAIWAN(R.O.C.)

T. (+886)3-329-8808 F. (+886)3-329-8897 [www.pegavision.com](http://www.pegavision.com)